



SINGLE FAMILY



CONDOMINIUMS



VACANT LAND

MAY 2017	MAY 2016	MAY 2017	MAY 2016
Closed Sales	Closed Sales	Median Price	Median Price

MEDIAN SALES PRICE	2017	\$750,000 ▲	\$475,000 ▲	\$284,000 ▼
	2016	\$510,000	\$344,500	\$410,000

CLOSED SALES	2017	51 ▲	40 ▲	28 ▲
	2016	35	36	13

NEW ACTIVE LISTINGS	2017	34 ▼	31 ▼	15 ▼
	2016	41	37	38

VOLUME SALES	2017	\$61,229,757 ▲	\$18,274,756 ▲	\$10,459,000 ▲
	2016	\$38,889,400	\$13,402,900	\$8,610,000

### SINGLE FAMILY HOMES

Area	MAY 2017	MAY 2016	MAY 2017	MAY 2016
	Closed Sales	Closed Sales	Median Price	Median Price
Waimea	3	3	\$470,000	\$345,000
Koloa	17	7	\$687,000	\$600,000
Lihue	3	7	\$685,000	\$445,000
Kawaihau	16	10	\$705,000	\$542,500
Hanalei	12	8	\$1,350,000	\$1,285,000

### CONDOMINIUMS

Area	MAY 2017	MAY 2016	MAY 2017	MAY 2016
	Closed Sales	Closed Sales	Median Price	Median Price
Waimea	0	0	\$0	\$0
Koloa	12	13	\$475,000	\$396,500
Lihue	9	14	\$243,000	\$222,500
Kawaihau	8	4	\$422,500	\$316,750
Hanalei	10	6	\$581,000	\$507,000

### VACANT LAND

Area	MAY 2017	MAY 2016	MAY 2017	MAY 2016
	Closed Sales	Closed Sales	Median Price	Median Price
Waimea	1	0	\$317,500	\$0
Koloa	8	4	\$432,000	\$353,500
Lihue	15	2	\$284,000	\$600,000
Kawaihau	2	6	\$307,500	\$386,000
Hanalei	2	1	\$556,000	\$2,500,000

All information taken from Kauai Board of Realtors & Hawaii Information Services. MLS Sales Data information shown herein, while not guaranteed, is derived from sources deemed reliable. Old Republic Title is providing this information as a free customer service and makes no warranties or representations as to its accuracy. Data sourced on January 3, 2017.



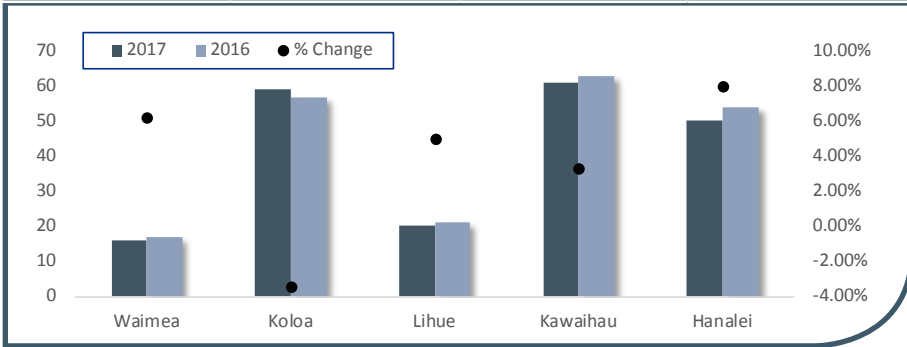
**Lynda Gill R(S)**  
 Lic. #RS63088, ABR, ePRO  
 808-346-0056  
 Lynda@LyndaGill.com  
 LyndaGill.com

2253 Poipu Rd.  
 Koloa, HI 96756  
 Phone 742-6428  
 Fax 742-2412

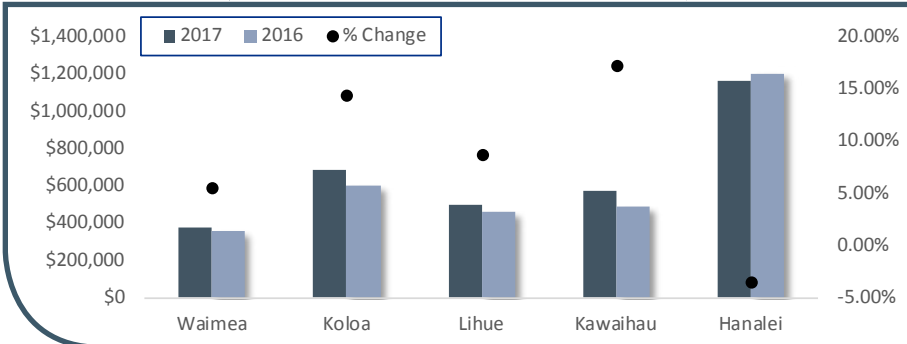



**SINGLE  
FAMILY**

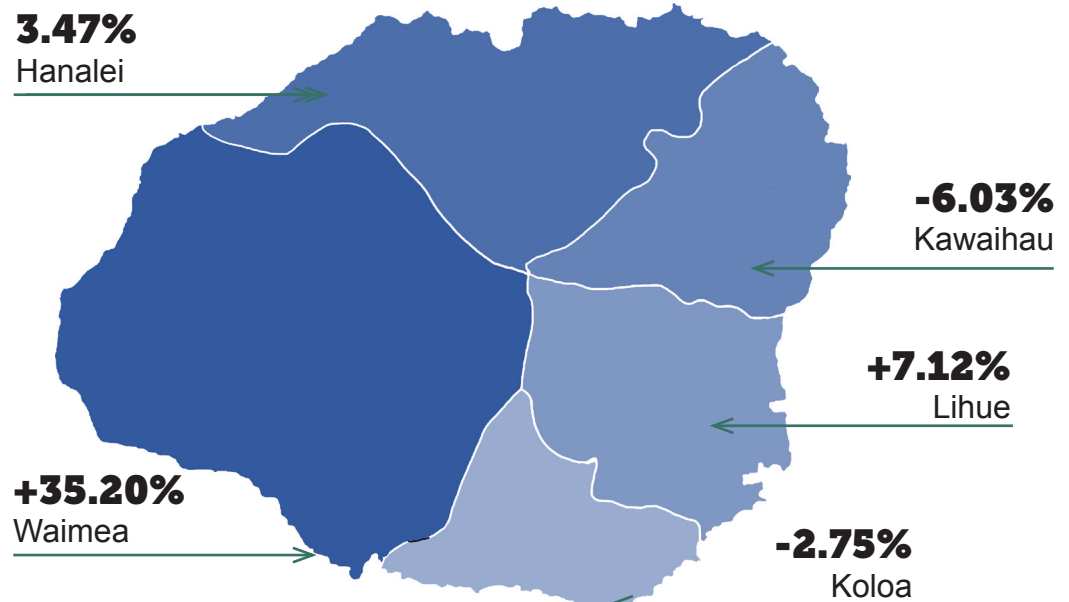
<b>CLOSED SALES</b>	<b>2017</b>	<b>2016</b>	<b>% Change</b>
Waimea	17	16	6.25%
Koloa	57	59	-3.39%
Lihue	21	20	5.00%
Kawaihau	63	61	3.28%
Hanalei	54	50	8.00%
<b>SUMMARY</b>	<b>212</b>	<b>206</b>	<b>2.91%</b>



<b>MEDIAN PRICE</b>	<b>2017</b>	<b>2016</b>	<b>% Change</b>
Waimea	\$380,000	\$360,000	5.56%
Koloa	\$687,000	\$600,000	14.50%
Lihue	\$500,000	\$460,000	8.70%
Kawaihau	\$575,000	\$490,000	17.35%
Hanalei	\$1,162,504	\$1,205,000	-3.53%
<b>SUMMARY</b>	<b>\$675,000</b>	<b>\$587,500</b>	<b>14.89%</b>



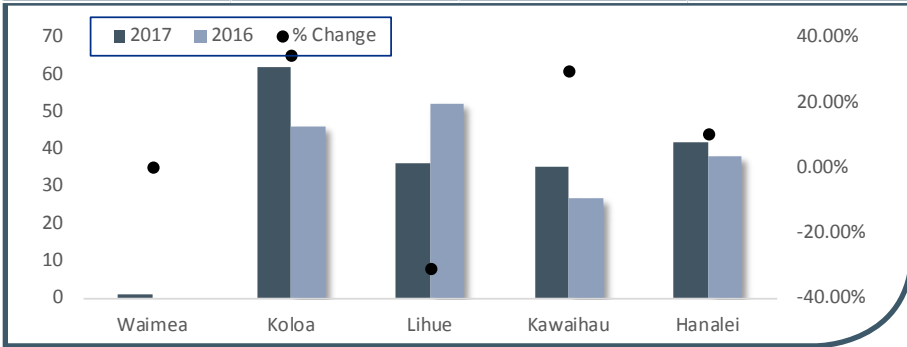
<b>SALES VOLUME</b>	<b>2017</b>	<b>2016</b>	<b>% Change</b>
Waimea	\$8,341,927	\$6,169,920	35.20%
Koloa	\$53,645,440	\$52,207,399	2.75%
Lihue	\$11,525,500	\$10,759,649	7.12%
Kawaihau	\$42,246,985	\$44,956,352	-6.03%
Hanalei	\$100,191,557	\$96,831,000	3.47%
<b>SUMMARY</b>	<b>\$215,951,409</b>	<b>\$210,924,320</b>	<b>2.38%</b>



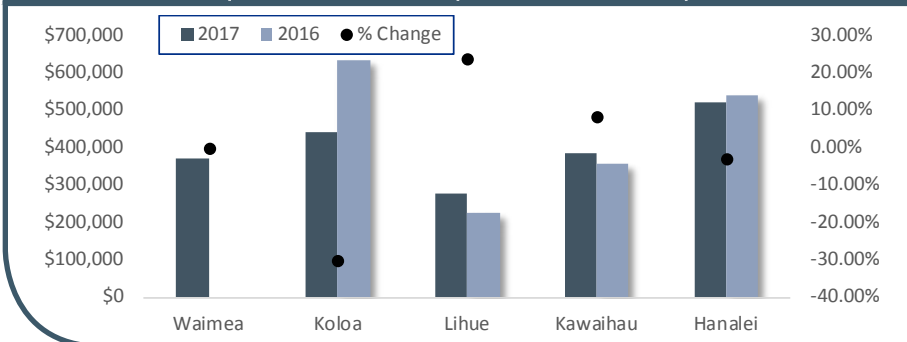
\*All information taken from Kauai Board of Realtors & Hawaii Information Services. MLS Sales Data information shown herein, while not guaranteed, is derived from sources deemed reliable. Old Republic Title is providing this information as a free customer service and makes no warranties or representations as to its accuracy.



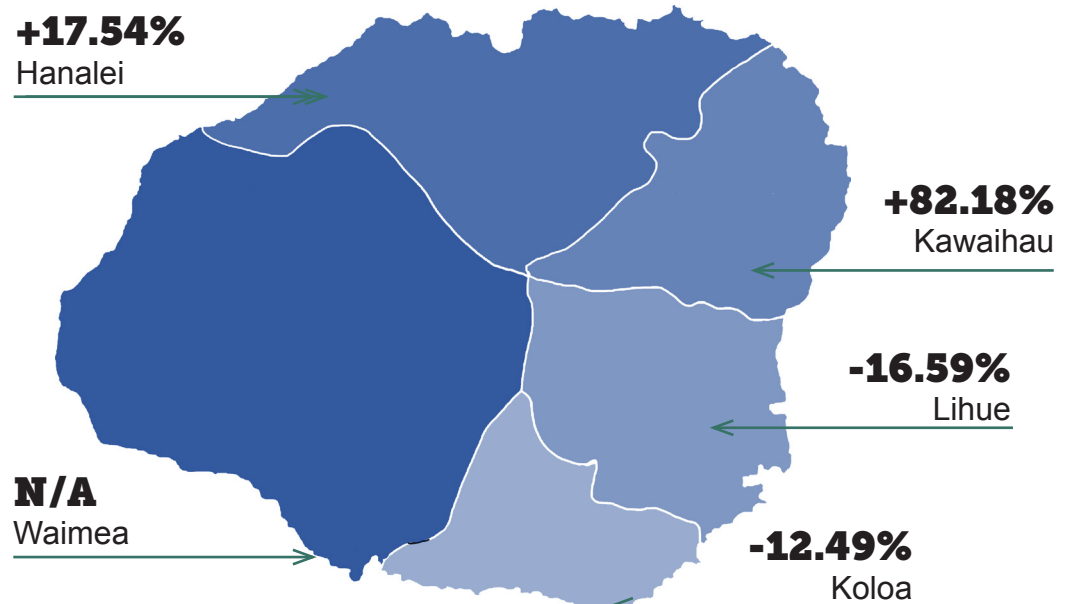
<b>CLOSED SALES</b>	<b>2017</b>	<b>2016</b>	<b>% Change</b>
Waimea	1	0	0.00%
Koloa	62	46	34.78%
Lihue	36	52	-30.77%
Kawaihau	35	27	29.63%
Hanalei	42	38	10.53%
<b>SUMMARY</b>	<b>176</b>	<b>163</b>	<b>7.98%</b>



<b>MEDIAN PRICE</b>	<b>2017</b>	<b>2016</b>	<b>% Change</b>
Waimea	\$372,000	\$0	0.00%
Koloa	\$442,000	\$632,500	-30.12%
Lihue	\$279,000	\$224,950	24.03%
Kawaihau	\$385,000	\$355,000	8.45%
Hanalei	\$521,000	\$537,500	-3.07%
<b>SUMMARY</b>	<b>\$427,500</b>	<b>\$394,000</b>	<b>8.50%</b>



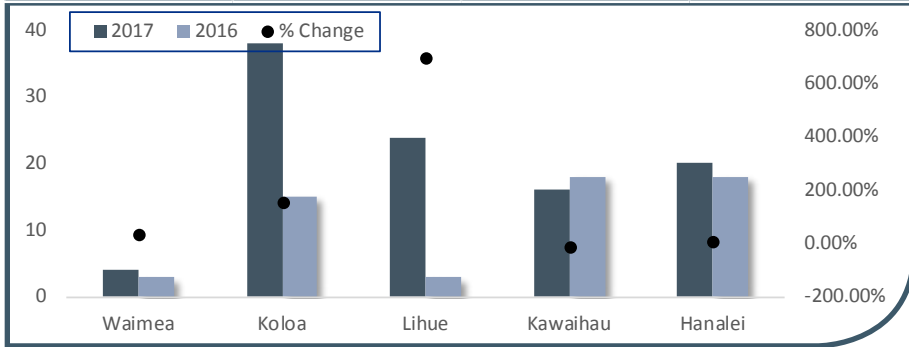
<b>SALES VOLUME</b>	<b>2017</b>	<b>2016</b>	<b>% Change</b>
Waimea	\$372,000	\$0	0.00%
Koloa	\$25,180,480	\$28,774,770	-12.49%
Lihue	\$10,752,657	\$12,891,607	-16.59%
Kawaihau	\$16,404,257	\$9,004,550	82.18%
Hanalei	\$25,260,999	\$21,490,500	17.54%
<b>SUMMARY</b>	<b>\$77,970,393</b>	<b>\$72,161,427</b>	<b>8.05%</b>



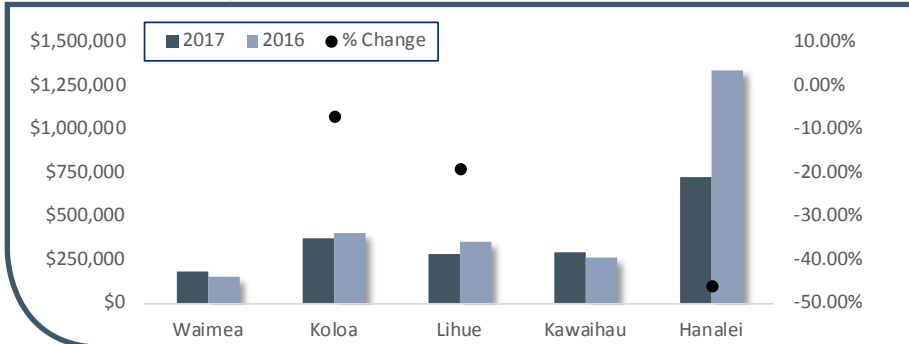
\*All information taken from Kauai Board of Realtors & Hawaii Information Services. MLS Sales Data information shown herein, while not guaranteed, is derived from sources deemed reliable. Old Republic Title is providing this information as a free customer service and makes no warranties or representations as to its accuracy.


**VACANT  
LAND**

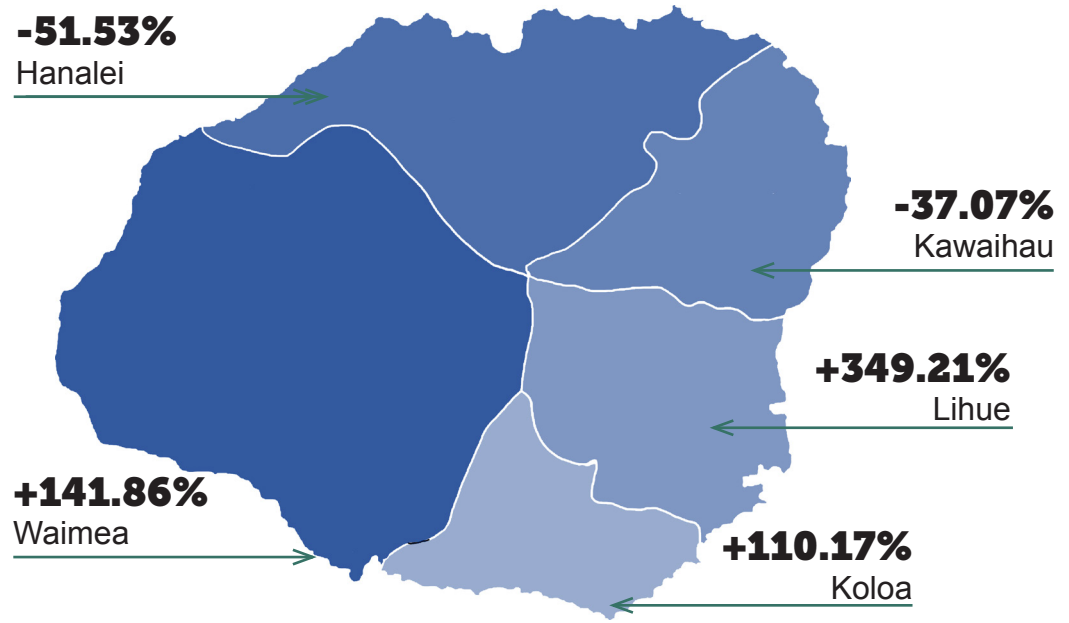
<b>CLOSED SALES</b>	<b>2017</b>	<b>2016</b>	<b>% Change</b>
Waimea	4	3	33.33%
Koloa	38	15	153.33%
Lihue	24	3	700.00%
Kawaihau	16	18	-11.11%
Hanalei	20	18	11.11%
<b>SUMMARY</b>	<b>102</b>	<b>57</b>	<b>78.95%</b>



<b>MEDIAN PRICE</b>	<b>2017</b>	<b>2016</b>	<b>% Change</b>
Waimea	\$182,000	\$150,000	21.33%
Koloa	\$372,500	\$400,000	-6.88%
Lihue	\$284,000	\$350,000	-18.86%
Kawaihau	\$292,500	\$260,000	12.50%
Hanalei	\$725,000	\$1,337,500	-45.79%
<b>SUMMARY</b>	<b>\$322,000</b>	<b>\$400,000</b>	<b>-19.50%</b>



<b>SALES VOLUME</b>	<b>2017</b>	<b>2016</b>	<b>% Change</b>
Waimea	\$846,500	\$350,000	141.86%
Koloa	\$15,939,264	\$7,584,000	110.17%
Lihue	\$6,828,000	\$1,520,000	349.21%
Kawaihau	\$6,653,205	\$10,572,000	-37.07%
Hanalei	\$15,807,000	\$32,613,500	-51.53%
<b>SUMMARY</b>	<b>\$46,073,969</b>	<b>\$52,639,500</b>	<b>-12.47%</b>



\*All information taken from Kauai Board of Realtors & Hawaii Information Services. MLS Sales Data information shown herein, while not guaranteed, is derived from sources deemed reliable. Old Republic Title is providing this information as a free customer service and makes no warranties or representations as to its accuracy.