



SINGLE FAMILY



CONDOMINIUMS



VACANT LAND

MEDIAN SALES PRICE	2017	\$650,000 ▲	\$430,000 ▲	\$375,000 ▲
	2016	\$550,000	\$429,975	\$320,000

CLOSED SALES	2017	33 ▼	33 ▼	13
	2016	47	34	13

NEW ACTIVE LISTINGS	2017	34 ▼	31 ▲	11 ▲
	2016	46	24	—

VOLUME SALES	2017	\$26,472,200 ▼	\$14,033,914 ▼	\$6,542,500 ▼
	2016	\$38,775,499	\$16,089,350	\$7,149,000

APR. 2017	APR. 2016	APR. 2017	APR. 2016
Closed Sales	Closed Sales	Median Price	Median Price

SINGLE FAMILY HOMES				
Waimea	3	2	\$225,000	\$559,000
Koloa	6	12	\$930,000	\$465,000
Lihue	3	4	\$490,000	\$477,000
Kawaihau	9	18	\$575,000	\$477,500
Hanalei	12	11	\$872,500	\$1,350,000

CONDOMINIUMS				
Waimea	0	0	\$0	\$0
Koloa	11	11	\$540,000	\$387,000
Lihue	6	9	\$354,000	\$215,000
Kawaihau	8	6	\$180,000	\$514,975
Hanalei	8	8	\$649,500	\$511,750

VACANT LAND				
Waimea	0	3	\$0	\$150,000
Koloa	7	4	\$420,000	\$352,000
Lihue	0	1	\$0	\$320,000
Kawaihau	4	3	\$260,000	\$250,000
Hanalei	2	2	\$782,500	\$645,000

All information taken from Kauai Board of Realtors & Hawaii Information Services. MLS Sales Data information shown herein, while not guaranteed, is derived from sources deemed reliable. Old Republic Title is providing this information as a free customer service and makes no warranties or representations as to its accuracy. Data sourced on January 3, 2017.



**Lynda Gill R(S)**  
 Lic. #RS63088, ABR, ePRO  
 808-346-0056  
[Lynda@LyndaGill.com](mailto:Lynda@LyndaGill.com)  
[LyndaGill.com](http://LyndaGill.com)

2253 Poipu Rd.  
 Koloa, HI 96756  
 Phone 742-6428  
 Fax 742-2412

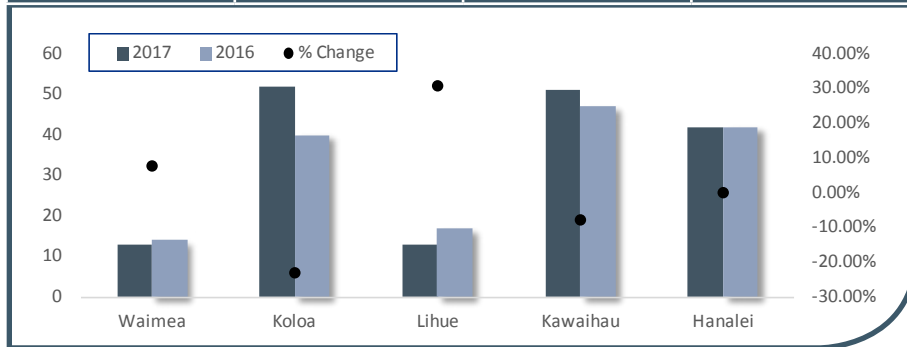




SINGLE  
FAMILY

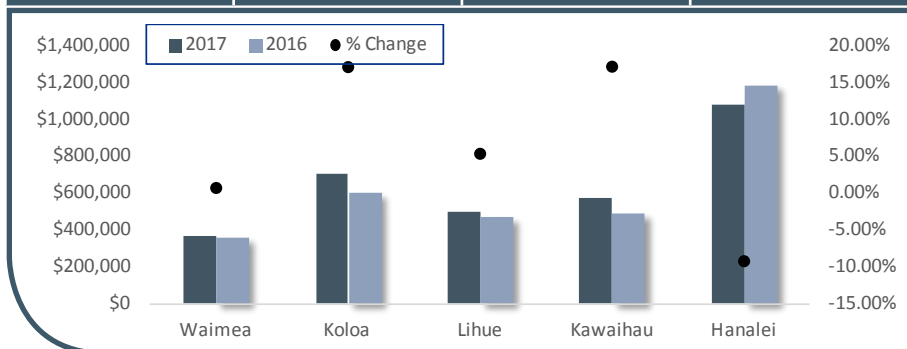
CLOSED  
SALES

	2017	2016	% Change
Waimea	14	13	7.69%
Koloa	40	52	-23.08%
Lihue	17	13	30.77%
Kawaihau	47	51	-7.84%
Hanalei	42	42	0.00%
<b>SUMMARY</b>	<b>160</b>	<b>171</b>	<b>-6.43%</b>



MEDIAN  
PRICE

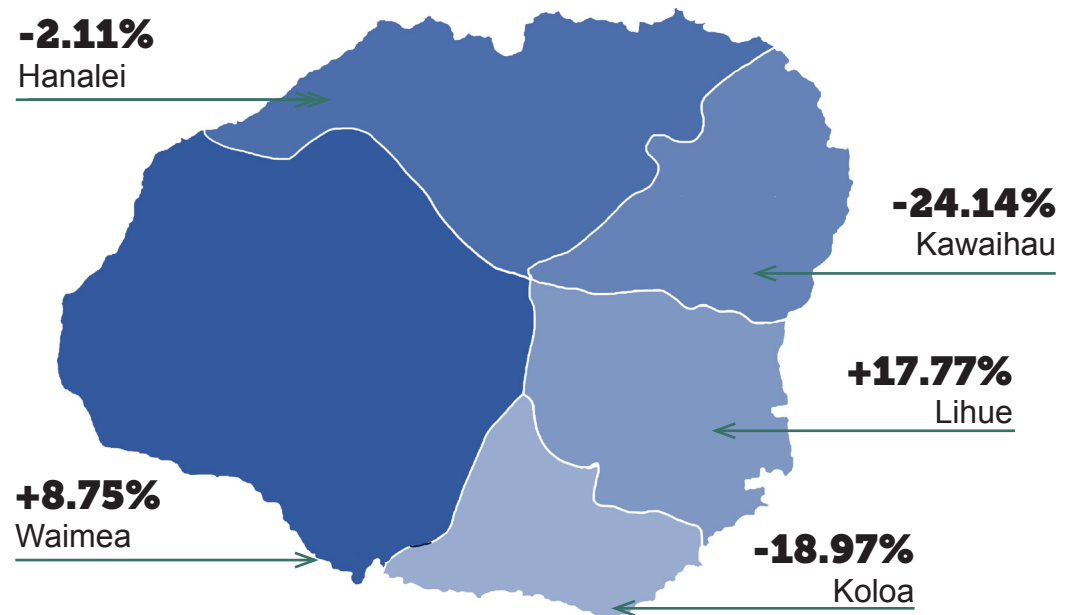
	2017	2016	% Change
Waimea	\$362,444	\$360,000	0.68%
Koloa	\$702,500	\$600,000	17.08%
Lihue	\$495,000	\$470,000	5.32%
Kawaihau	\$574,000	\$490,000	17.14%
Hanalei	\$1,077,500	\$1,187,500	-9.26%
<b>SUMMARY</b>	<b>\$650,250</b>	<b>\$592,500</b>	<b>9.75%</b>



SALES  
VOLUME

	2017	2016	% Change
Waimea	\$5,681,927	\$5,224,920	8.75%
Koloa	\$36,356,240	\$44,864,899	-18.97%
Lihue	\$9,071,500	\$7,702,749	17.77%
Kawaihau	\$29,530,485	\$38,925,352	-24.14%
Hanalei	\$73,731,500	\$75,317,000	-2.11%
<b>SUMMARY</b>	<b>\$154,371,652</b>	<b>\$172,034,920</b>	<b>-10.27%</b>

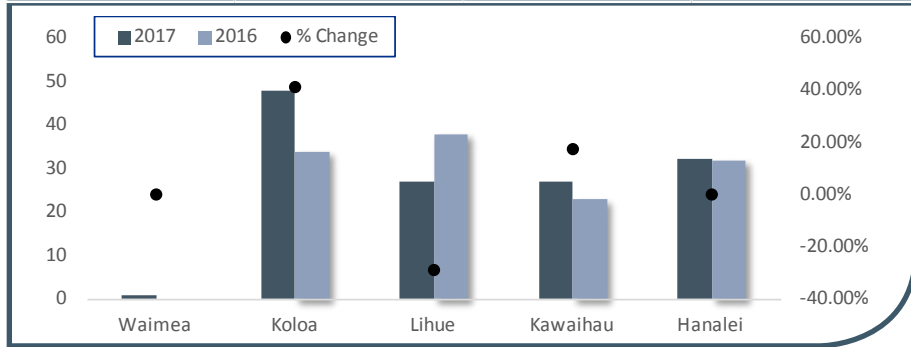
**-2.11%**  
Hanalei



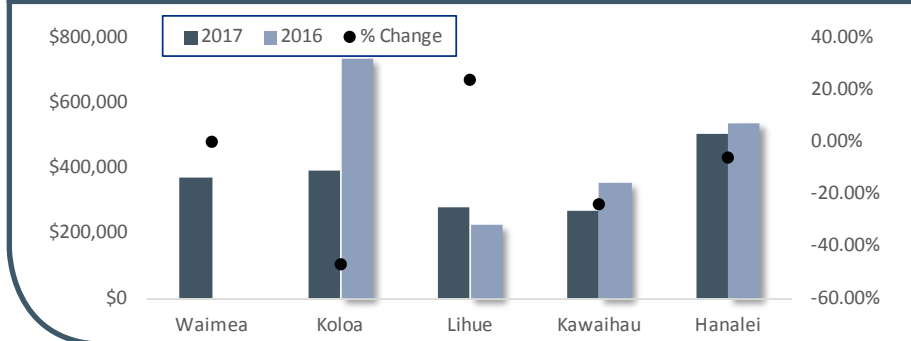
\*All information taken from Kauai Board of Realtors & Hawaii Information Services. MLS Sales Data information shown herein, while not guaranteed, is derived from sources deemed reliable. Old Republic Title is providing this information as a free customer service and makes no warranties or representations as to its accuracy.



CLOSED SALES	2017	2016	% Change
Waimea	1	0	0.00%
Koloa	48	34	41.18%
Lihue	27	38	-28.95%
Kawaihau	27	23	17.39%
Hanalei	32	32	0.00%
<b>SUMMARY</b>	<b>135</b>	<b>127</b>	<b>6.30%</b>

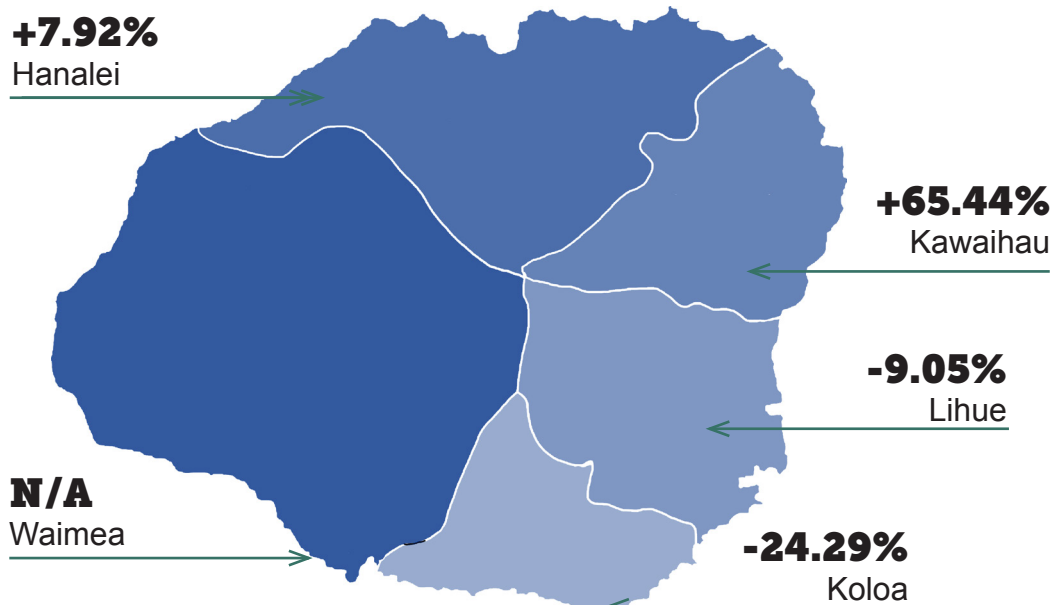


MEDIAN PRICE	2017	2016	% Change
Waimea	\$372,000	\$0	0.00%
Koloa	\$389,750	\$734,688	-46.95%
Lihue	\$280,000	\$226,250	23.76%
Kawaihau	\$270,000	\$355,000	-23.94%
Hanalei	\$505,000	\$537,500	-6.05%
<b>SUMMARY</b>	<b>\$415,000</b>	<b>\$397,500</b>	<b>4.40%</b>



SALES VOLUME	2017	2016	% Change
Waimea	\$372,000	\$0	0.00%
Koloa	\$17,915,223	\$23,661,770	-24.29%
Lihue	\$8,283,657	\$9,107,707	-9.05%
Kawaihau	\$12,675,757	\$7,662,050	65.44%
Hanalei	\$19,779,000	\$18,327,000	7.92%
<b>SUMMARY</b>	<b>\$59,025,637</b>	<b>\$58,758,527</b>	<b>0.45%</b>

**+7.92%**  
Hanalei

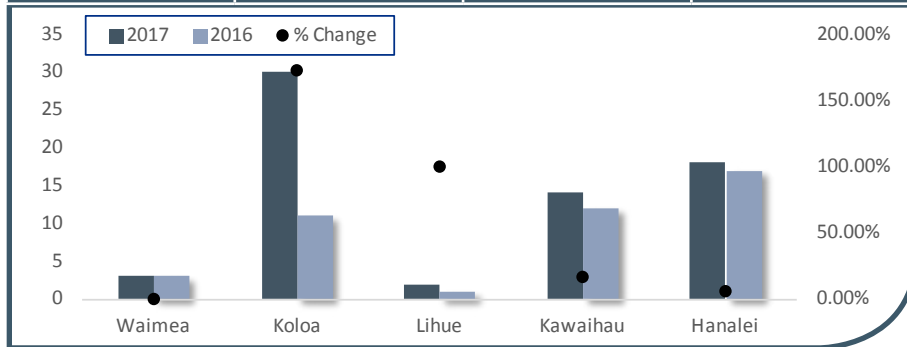




VACANT  
LAND

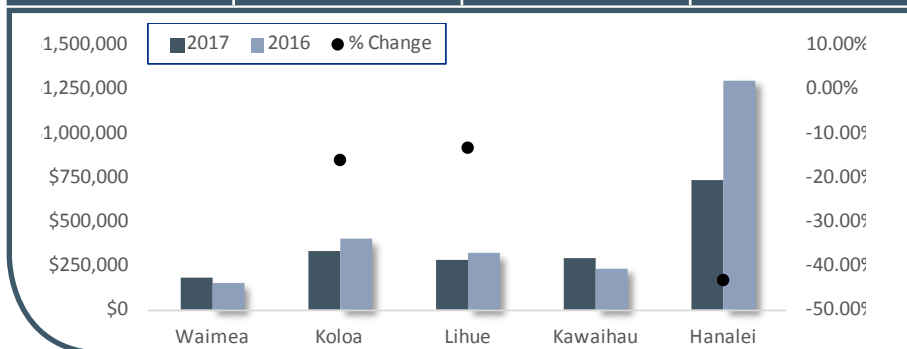
CLOSED  
SALES

	2017	2016	% Change
Waimea	3	3	0.00%
Koloa	30	11	172.73%
Lihue	2	1	100.00%
Kawaihau	14	12	16.67%
Hanalei	18	17	5.88%
<b>SUMMARY</b>	<b>67</b>	<b>44</b>	<b>52.27%</b>



MEDIAN  
PRICE

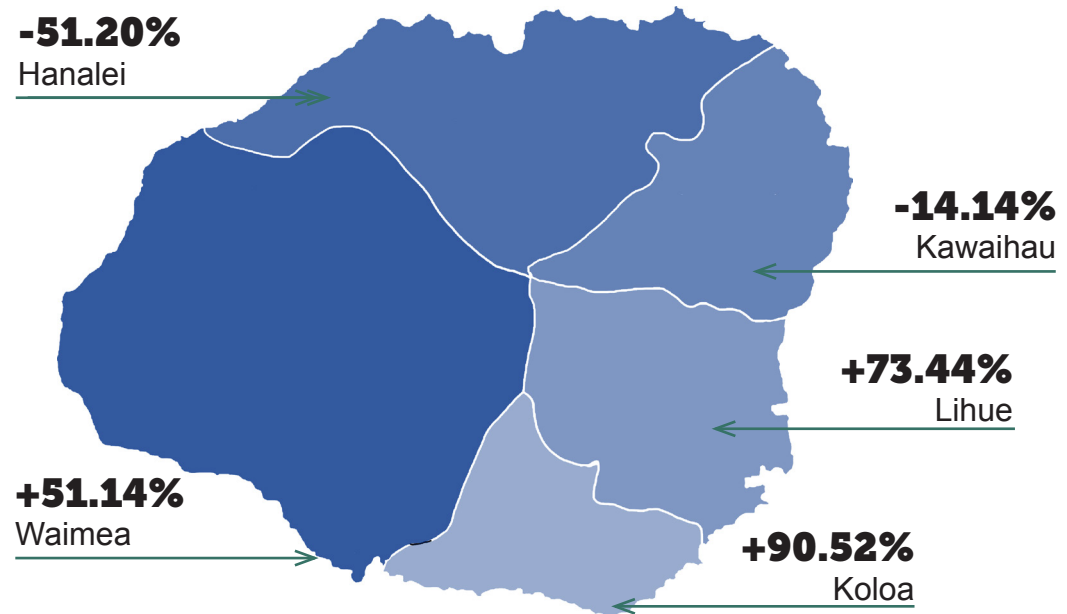
	2017	2016	% Change
Waimea	\$179,000	\$150,000	19.33%
Koloa	\$335,750	\$400,000	-16.06%
Lihue	\$277,500	\$320,000	-13.28%
Kawaihau	\$292,500	\$237,500	23.16%
Hanalei	\$737,500	\$1,300,000	-43.27%
<b>SUMMARY</b>	<b>\$370,000</b>	<b>\$400,000</b>	<b>-7.50%</b>



SALES  
VOLUME

	2017	2016	% Change
Waimea	\$529,000	\$350,000	51.14%
Koloa	\$11,837,264	\$6,213,000	90.52%
Lihue	\$555,000	\$320,000	73.44%
Kawaihau	\$6,038,205	\$7,033,000	-14.14%
Hanalei	\$14,695,000	\$30,113,500	-51.20%
<b>SUMMARY</b>	<b>\$33,654,469</b>	<b>\$44,029,500</b>	<b>-23.56%</b>

**-51.20%**  
Hanalei



\*All information taken from Kauai Board of Realtors & Hawaii Information Services. MLS Sales Data information shown herein, while not guaranteed, is derived from sources deemed reliable. Old Republic Title is providing this information as a free customer service and makes no warranties or representations as to its accuracy.